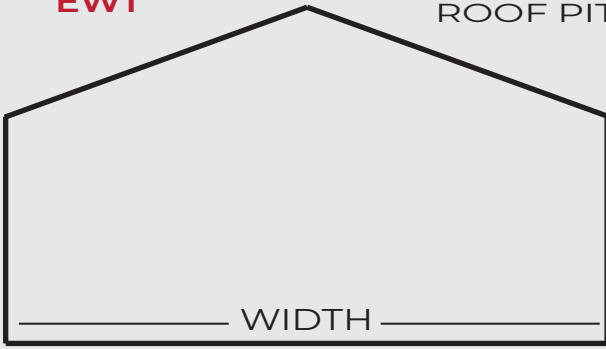
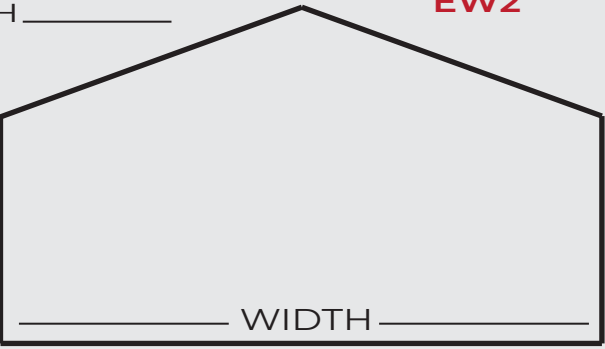




Draw In Garage Door Deductions

<p>EW1</p>  <p>WIDTH _____</p> <p>W _____ H _____</p>	<p>EW2</p>  <p>WIDTH _____</p> <p>W _____ H _____</p>
<p>SW1</p>  <p>LENGTH _____</p> <p>L _____</p>	<p>SW2</p>  <p>LENGTH _____</p> <p>L _____</p>

INSULHOLD COILS
Used On Walls

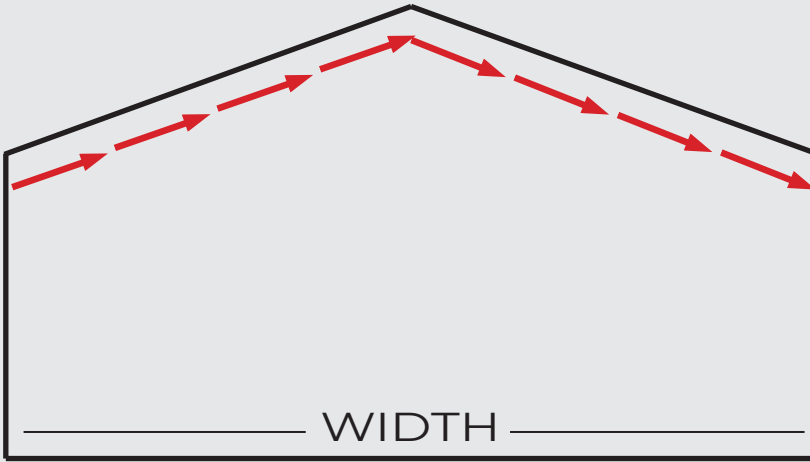


STEEL BANDING
Used On Ceiling



STICK PINS
Used On Roof or Walls





PURLIN SPACES

DISTANCE BETWEEN PURLINS



R-VALUE / THICKNESS

CEILING

WALLS

FACING TYPE

CEILING

WALLS

ATTACHMENTS METHOD

CEILING

WALLS

NAME

EMAIL

PHONE

ZIP CODE

INSULATION REP

NOTES